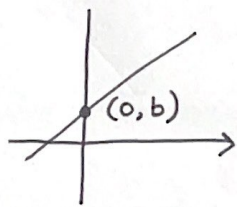


B) Y-intercept (b)



point where the line  
crosses the y-axis ( $x=0$ )

→ also called zero term, start point or initial point

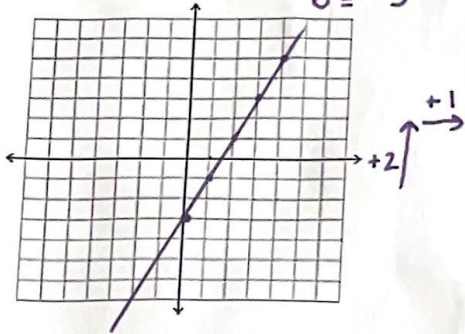
→ It's a constant.

Q: Can you find a shortcut to graphing a line?

# Examples

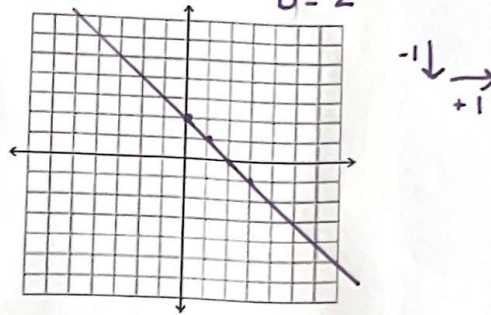
a)  $y = 2x - 3$

$m = 2$   
 $b = -3$



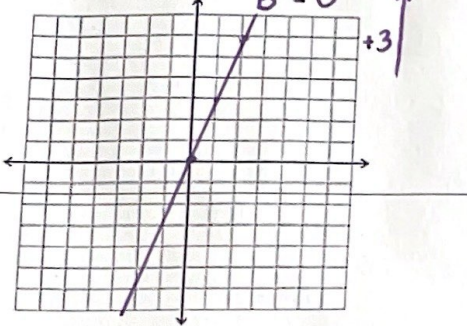
b)  $y = -x + 2$

$m = -1$   
 $b = 2$



c)  $y = 3x$

$m = 3$   
 $b = 0$



d)  $y = \frac{3}{2}x + 1$

$m = \frac{3}{2}$   
 $b = 1$

